

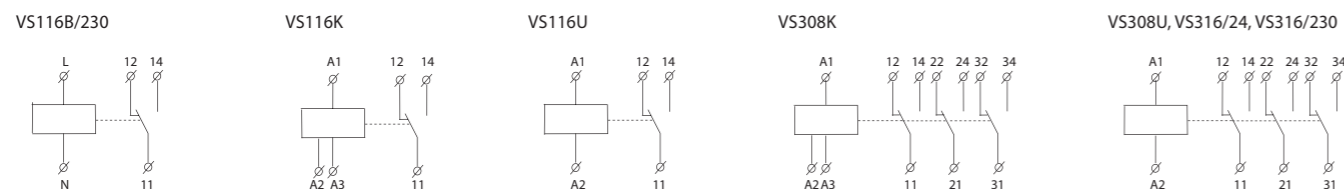


Type	Current rating	Number of contacts	Design	Supply terminals
VS116K	16 A	1	DIN (1M)	A1 - A2 230 V AC / A1 - A3 24 V AC/DC
VS116U	16 A	1	DIN (1M)	A1 - A2 12- 240 V AC/DC
VS116B/230	16 A	1	BOX (MINI)	L-N 230 V AC
VS308K	8 A	3	DIN (1M)	A1 - A2 230 V AC / A1 - A3 24 V AC/DC
VS308U	8 A	3	DIN (1M)	A1 - A2 12 - 240 V AC/DC
VS316/24	16 A	3	DIN (1M)	A1 - A2 24 V AC/DC
VS316/230	16 A	3	DIN (1M)	A1 - A2 230 V AC

- Power relay used for switching larger load output, strengthen or „multiplying“ contacts of the existing device.
- Relays VS316/24, VS316/230 enable connection to a 3-phase circuit.
- In the design 1-MODULE , DIN rail mounting, output status indicated by high intensity LED with choice of LED color (red, green, yellow, blue or white LED*).
- VS116/B230 MINI, mounting in installation box or ceilings, enabling switching of lights, motors for blinds or awnings.
- For VS116/B230 status of output indicated by LED on front panel of device.

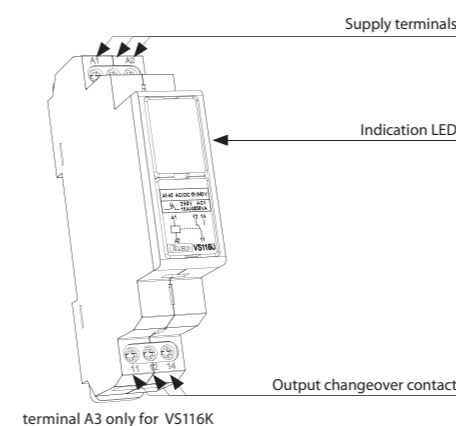
Technical parameters	VS116B/230	VS116K	VS116U	VS308K	VS308U	VS316/24	VS316/230
Supply terminals:	L - N			A1 - A2			
Voltage range:	AC 230 V / 50-60 Hz	AC 230 V / 50-60 Hz	AC/DC 12-240 V / 50-60 Hz	AC 230 V / 50-60 Hz	AC/DC 12-240 V / 50-60 Hz	AC/DC 24 V / 50-60 Hz	AC 230 V / 50-60 Hz
Burden (max.):	AC 7.5 VA / 1 W	AC 7.5 VA / 1 W	AC 0.7 - 3 VA/ DC 0.5 - 1.7 W	AC 10.3 VA / 1.1 W	AC 0.7 - 3 VA/ DC 0.5 - 1.7 W	1.6 VA / 1.2 W	2.5 VA
Supply terminals:	x	A1 - A3	x	A1 - A3		x	
Voltage range:	x	AC/DC 24 V (50-60 Hz)	x	AC/DC 24 V (50-60 Hz)		x	
Burden:	x	AC 1 VA/ DC 1W	x	AC 1 VA/ DC 1W		x	
Supply voltage tolerance:				-15%; +10%			
Max. dissipated power (Un + terminals):		4 W		3 W		8 W	6 W
Output							
Number of contacts:	1 x changeover/ SPDT (AgSnO ₂)			3 x changeover/TPDT (AgNi / Silver Alloy)		3 x changeover/ TPDT (AgSnO ₂)	
Current rating:	16 A/ AC1			8 A/ AC1		16A/ AC1	
Breaking capacity:	4000VA/ AC1, 384W/ DC			2000VA/ AC1, 192W/ DC		4000VA/ AC1, 384W/ DC	
Inrush current:	30 A / <3s			10 A / <3s		30 A / <3s	
Switching voltage:	250 V AC1/ 24 V DC						
Output indication:	red LED	high intensity of LED					
Mechanical life:			3x10 ⁷				1x10 ⁷
Electrical life (AC1):			0.7x10 ⁵				1x10 ⁵
Time between switching:			min. 2s			20 ms	50 ms
Other information							
Operating temperature:	-20.. +55 °C						
Storage temperature:	-30.. +70 °C						
Electrical strength:	4 kV (supply-output)						
Operating position:	any						
Mounting:	free at connecting wire	DIN rail EN 60715					
Protection degree:	IP30	IP40 from front panel / IP20 terminals					
Overvoltage category:	III.						
Pollution degree:	2						
Max. cable size (mm ²):	2x 0.75 mm ² (AWG 18), 3x 2.5 mm ² (AWG 10)			max. 1x 2.5 or 2x 1.5 max. 1x 2.5 (AWG 12)			
Dimensions:	49 x 49 x 21 mm (2" x 2" x 0.8")			90 x 17.6 x 64 mm (3.5" x 0.7" x 2.5")			
Weight:	48 g (1.7 oz.)	56 g (2 oz.)	59 g (2.1 oz.)	78 g (2.75 oz.)	80 g (2.8 oz.)	90 g (3.17 oz.)	93 g (3.3 oz.)
Standards:	EN 61810-1, EN 61010-1						

Symbol

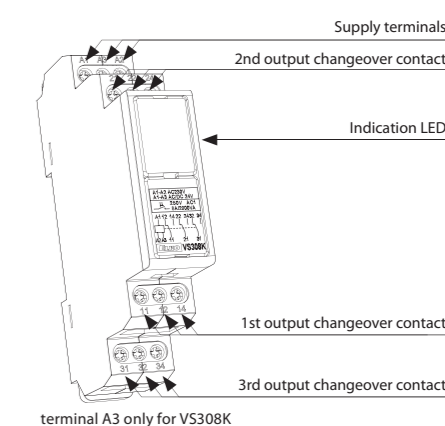


Description

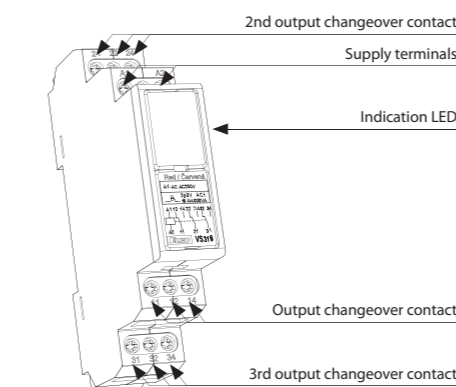
VS116K, VS116U



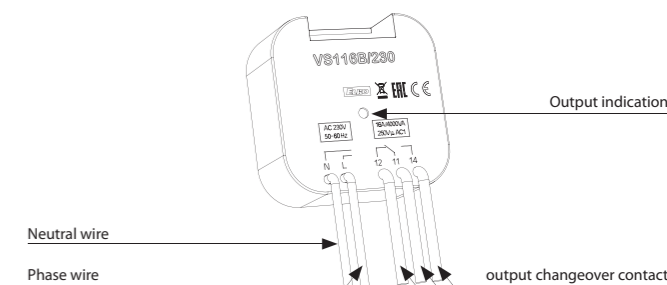
VS308K, VS308U



VS316/24, VS316/230



VS116B/230



EAN codes

VS116B/230	8595188147545				
VS116K /red	8595188122597	VS308K /red	8595188122696	VS316 /24 red	8595188135771
VS116K /green	8595188122610	VS308K /green	8595188122719	VS316 /24 green	8595188136105
VS116K /yellow	8595188122580	VS308K /yellow	8595188122689	VS316 /24 yellow	8595188136129
VS116K /white	8595188122573	VS308K /white	8595188122672	VS316 /24 white	8595188136099
VS116K /blue	8595188122603	VS308K /blue	8595188122702	VS316 /24 blue	8595188136112
VS116U /red	8595188124607	VS308U /red	8595188130103	VS316 /230 red	8595188135559
VS116U /green	8595188136433	VS308U /green	8595188136440	VS316 /230 green	8595188136075
VS116U /yellow	8595188138499	VS308U /yellow	8595188138529	VS316 /230 yellow	8595188136082
VS116U /white	8595188138482	VS308U /white	8595188138512	VS316 /230 white	8595188136051
VS116U /blue	8595188138475	VS308U / blue	8595188138505	VS316 /230 blue	8595188136068

Notes

Max. time of changeover of contact is 10ms.

VS316/24 or VS316/230 enables switching of different phases or 3 phase voltage.

* possibility to choose blue, white and yellow color of LED for power relays line VS in case of minimal order quantity 100 pcs.



750L 782L

- Used for switching a higher power (load) than the capacity of switched element = amplifier.
- For auxiliary lighting control, signalization, the relay interlockings, boilers, heaters.
- 3x changeover contacts of 10 A (AgNi) for 750L.
- 4x changeover contacts of 6 A (AgNi) for 782L.
- Recommended sockets - ES-11 socket for 750L, ES-15/4N socket for 782L.

Technical parameters	750L	782L
Contacts		
Number of switching contacts:	3	4
Contact material:	AgNi	AgNi
Rated voltage:	AC 250 V/440 V (50 - 60 Hz)	AC 250 V/250 V (50 - 60 Hz)
Rated current:	10 A	6 A
Peak current:	20 A	12 A
Switching capacity (AC1):	10A/250A	6A/250A
Switching capacity (AC3):	370W	125W
	(single-phase motor)	(single-phase motor)
Switching capacity (AC15):	3A/120 V/1.5A/240 V	1.5A/120 V/0.75A/240 V
Switching capacity (DC1):	10 A / 24 V DC	6 A / 24 V DC
Switching capacity (DC13):	0.22 A / 120 V 0.1 A/250 V	0.22 A / 120 V 0.1 A/250 V
Minimum switching voltage / current:	5 mA / 5 V	5 mA / 5 V
Coil		
	1.5 W / DC	1.5 W / DC
Rated Voltage (DC):	12, 24, 48, 60, 110, 120, 220 V	5, 6, 12, 24, 60, 80, 125, 220 V
Rated voltage (AC, 50-60 Hz):	12, 24, 48, 60, 115, 120, 230, 240 V	12, 24, 42, 60, 80, 110, 115, 127, 230, 240 V
Rated power (AC / DC):	AC 2.8 VA (50 Hz) / 2.5 VA (60 Hz) / DC 1.5 W	AC 1.6 VA / DC 0.9 W
Tolerance of supply voltage:	-20 / +10 %	-20 / +10 %
Isolating data		
Rated insulation voltage (AC):	2500 V	2500 V
Dielectric strength (AC)		
Coil - contact:	2500 V	2500 V
Contact - contact:	1500 V	1500 V
Isolating resistance at 500 V DC:	10 ⁷ Ω	10 ⁷ Ω
Distance contact - coil		
Air:	≥ 3 mm	≥ 1.6 mm
Surface:	≥ 4.2 mm	≥ 3.2 mm
General information		
Mechanical life:	≥ 2x10 ⁷	1x10 ⁷
Electrical life (AC1):	≥ 2x10 ⁵ 10 A / 250 V AC	≥ 10 ⁵ 6 A / 250 V AC
Max. switching frequency		
At rated load:	1200 cycles / hrs	1200 cycles / hrs
Without load:	12000 cycles / hrs	18000 cycles / hrs
Pick-up time / returning contact:	max. 12 / 10 ms	max. 10 / 8 ms
Working temperature:	-40.. +55 °C (-40 to 131 °F)	-40.. +55 °C (-40 to 131 °F)
Storage temperature:	-40 .. +85 °C (-40 to 185 °F)	-40.. +85 °C (-40 to 185 °F)
Protection:	IP40 from the front panel	IP40 from the front panel
Dimensions:	35 x 35 x 54.4 mm	27.5 x 21.2 x 35.6 mm
Weight:	84 g (3 oz)	31 g (1.1 oz)
Standards:	EN 60947-4-1, EN 60947-5-1	EN 61810-1, EN 60255-1-00, EN 61810-7

Coil data for 750L

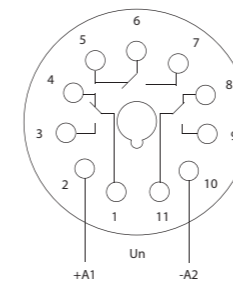
Product Type	Voltage [V]	Resistance [Ω]
AC voltage		
5012	AC 12	18.5
5024	AC 24	75
5048	AC 48	305
5060	AC 60	475
5115	AC 115	1 840
5120	AC 120	1 910
5230	AC 230	7 080
5240	AC 240	7 760
DC voltage		
1012	DC 12	110
1024	DC 24	430
1048	DC 48	1 750
1060	DC 60	2 700
1110	DC 110	9 200
1120	DC 120	11 000
1220	DC 220	37 000

Coil data for 782L

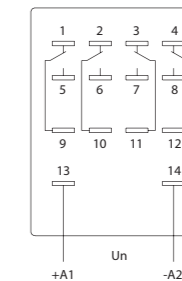
Product Type	Voltage [V]	Resistance [Ω]
AC voltage		
5006	AC 6	9.8
5012	AC 12	39.5
5024	AC 24	158
5042	AC 42	470
5060	AC 60	930
5080	AC 80	1 720
5110	AC 110	3 450
5115	AC 115	3 610
5127	AC 127	4 000
5230	AC 230	16 100
5240	AC 240	16 800
DC voltage		
1005	DC 5	28
1006	DC 6	40
1012	DC 12	160
1024	DC 24	640
1060	DC 60	4 000
1080	DC 80	7 100
1125	DC 125	16 000
1220	DC 220	15 400

Connection

750L



782L



Socket

ES-11 for 750 L

Max. Current: 10A
Weight: 60 g (2.1 oz.)
Mounting on DIN rail
Designed for 3- relay contacts



ES-15/4N - for 782L

Max. Current: 12A
Weight: 59 g (2 oz.)
Mounting on DIN rail
Designed for 4- relay contacts



EAN code

750L/110 V DC	8595188129992	782L/12V AC	8595188119085	ES-15/4N	8595188119245
750L/120 V AC	8595188130028	782L/12V DC	8595188119030	ES-11	8595188129879
750L/12V AC	8595188130011	782L/230 V AC	8595188119115	ES8	8595188136167
750L/12V DC	8595188129978	782L/24V AC	8595188119092	Clip to relay 750L	8595188119283
750L/230 V AC	8595188119221	782L/24V DC	8595188119047	Clip to relay 782L	8595188119276
750L/24V AC	8595188119207	782L/6V DC	8595188129909		
750L/24V DC	8595188125147				
750L/48V DC	8595188129985				

Accessories

To ES-11 socket - for 750L

Clip to relay 750L: 16-1351



To ES-15/4N socket - for 782L

Swivel label - TR1
The LED module, the protective diode and R/C member can be assigned into the slot.

